



iPed®
Outdoor Pedestal



PMD & PHD series Outdoor Pedestal

Rhino iPed® outdoor pedestal is an innovative solution for external raised and ventilated terraces. Technology is based on usage height regulated pedestals supports which can adjust height of every terrace easily.

Terrace supports eliminate water laying on the surface, constant humidity, moss and lichen expansion and water drainage problems. Ventilated terrace allows all time access to waterproof layer and easy maintenance.

RHINO®
Strive for perfection!

Technical Data Sheet

iPed® Outdoor Pedestal

Pedestal



Pedestal with spacer tabs

Pedestal with terrace joist

- 1 Support head**
The head, with diameter of 150 mm and surface area of 177 cm² can be fitted with various accessories to cater for different applications
- 2 Adjusting ring**
The adjustment ring allows for easy fine-tuning of the height of the pedestal even with a load placed on top and also it locks the pedestal at required height.
- 3 Couplers**
The Rhino coupler is used to extend the height over 150mm. Two integrated tabs on either side allow for mechanical fixation (cross-wire bracing) where needed.
- 4 Base**
Base diameter 200mm, surface area 314cm² The base can be simply positioned or fixed to any substrate where needed. The head, coupler and the base are equipped with a safety inter-locking system.

Description


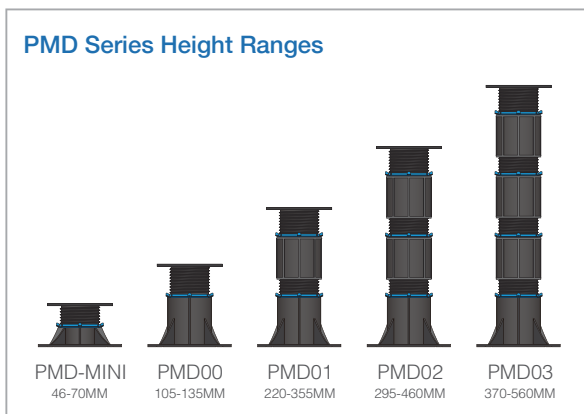
Rhino iPed® outdoor pedestal is an innovative solution for external raised and ventilated terraces. Technology is based on usage height regulated pedestals supports which can adjust height of every terrace easily. Terrace supports eliminate water laying on the surface, constant humidity, moss and lichen expansion and water drainage problems. Ventilated terrace allows all time access to waterproof layer and easy maintenance.

Top Finishes

- Pavers: natural stone, concrete tiles, ceramic tiles etc...
- Timber decking: natural wood, wooden decking, WPC composite decking etc...
- Glass or polycarbonate
- Gratings: metal, aluminum, FRP

Applications

- Terraces
- Balconies
- Pool decks
- Water features



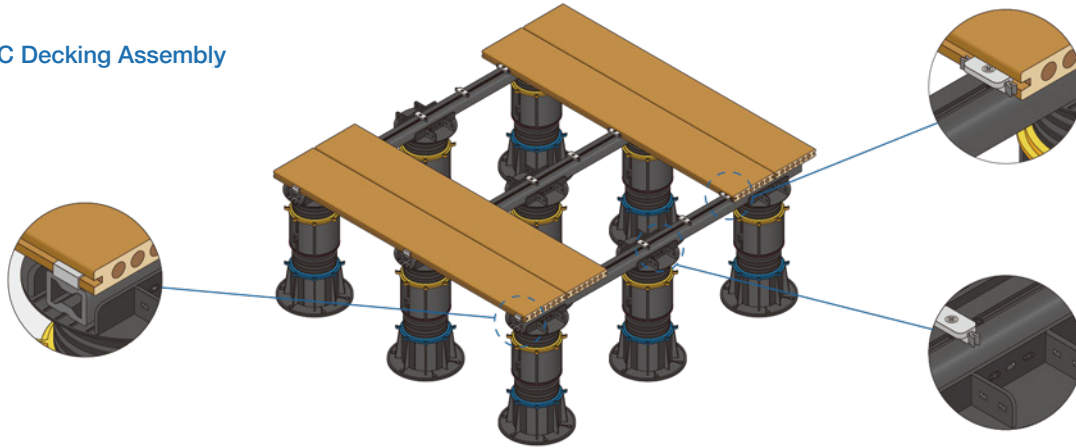
Technical Data Sheet

iPed® Outdoor Pedestal




System

WPC Decking Assembly



Stone Tiles Assembly



PMD Series Performance Criteria

Model No.	Performance Grades	Height Ranges	Static Load			Ultimate Load		
			1 Circle*	1 Circle*	1/4 Circle*	1 Circle*	1/2 Circle*	1/4 Circle*
PMD-MINI	Medium Duty	46-70mm	2930 kg	2630 kg	2310 kg	3530 kg	3280 kg	2990 kg
PMD00	Medium Duty	105-135mm	2930 kg	2630 kg	2310 kg	3530 kg	3280 kg	2990 kg
PMD01	Medium Duty	220-355mm	1900 kg	1790 kg	1600 kg	2500 kg	2520 kg	2220 kg
PMD02	Medium Duty	295-460mm	1690 kg	1450 kg	1290 kg	2310 kg	2190 kg	1840 kg
PMD03	Medium Duty	370-560mm	1580 kg	1340 kg	1210 kg	2130 kg	1970 kg	1640 kg

PHD Series Performance Criteria

Model No.	Performance Grades	Height Ranges	Static Load			Ultimate Load		
			1 Circle*	1 Circle*	1/4 Circle*	1 Circle*	1/2 Circle*	1/4 Circle*
PHD00	Heavy Duty	100-190mm	3320 kg	2140 kg	1750 kg	4230 kg	2640 kg	2340 kg
PHD01	Heavy Duty	190-330mm	3070 kg	1910 kg	1580 kg	3990 kg	2460 kg	2100 kg
PHD02	Heavy Duty	290-470mm	2960 kg	2030 kg	1530 kg	3890 kg	2410 kg	2040 kg
PHD03	Heavy Duty	380-600mm	2920 kg	1970 kg	1500 kg	3820 kg	2370 kg	1980 kg
PHD04-09	Heavy Duty	470-1360mm	2890 kg	1900 kg	1470 kg	3780 kg	2320 kg	1940 kg



*1 Circle



*1/2 Circle



*1/4 Circle



RHINO[®]

Strive for perfection!

Corporate Headquarters

111 S.K.V. Building, 4th Floor
Soi Sansabai, Klongton
Klongtoey, Bangkok 10110
Thailand

T/ (662) 661 2990

F/ (662) 661 2991

China Office

593, Tongjiang Road
Jintian Plaza 828-830
Changzhou 213022
Jiangsu, China

T/ (86) 519 8988 3171

F/ (86) 519 8988 3901

Hong Kong Office

Unit 908, 9/F, LT Tower
31 Chong Yip Street
Kwun Tong, Kowloon
Hong Kong

T/ (852) 2865 6816

F/ (852) 2865 6813

Production Unit

Hengshanqiao
Wujin District
Changzhou 213119
Jiangsu, China

T/ (86) 519 8860 7959

F/ (86) 519 8860 5659

www.RhinoAccessFloors.com