



RhinoFLOR®
Chipboard Core Panel



F 30/38

Bare Finish Panel

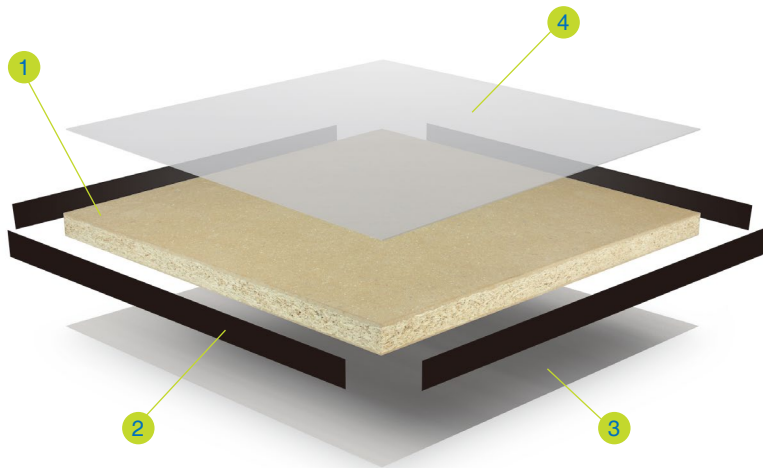
RhinoFLOR® bare finish panels are manufactured from chipboard core (approx. 680 kg/m³) non-toxic and light weight material. The top and bottom surface of the core are laminated with galvanized steel sheet. The panel edges are then laminated with an ABS/PVC edge band which provides protection to the chipboard core.

RHINO®
Strive for perfection!

Technical Data Sheet

RhinoFLOR® Bare

Panel




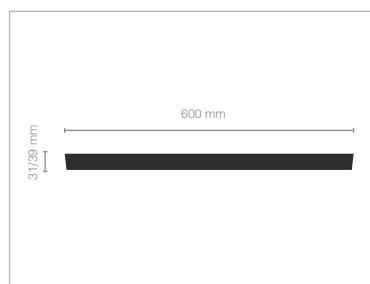
- 1 Fibre Core**
Thickness: 30/38mm
Material: Chipboard (approx. 680kg/m³)
- 2 Edge Band**
Thickness: 0.5mm
Material: Conductive PVC/ABS
- 3 Under Layer**
Thickness: 0.4/0.5mm
Material: Galvanized steel sheet
- 4 Top Layer**
Thickness: 0.4/0.5mm
Material: Galvanized steel sheet

Description

RhinoFLOR® bare finish panels are manufactured from chipboard core (approx. 680 kg/m³) non-toxic and light weight material. The top and bottom surface of the core are laminated with galvanized steel sheet. The panel edges are then laminated with an ABS/PVC edge band which provides protection to the chipboard core.

Features

- Light weight
- Good acoustic performance
- Solid underfoot
- Low air leakage rate
- Safe and easy access
- Excellent lateral stability

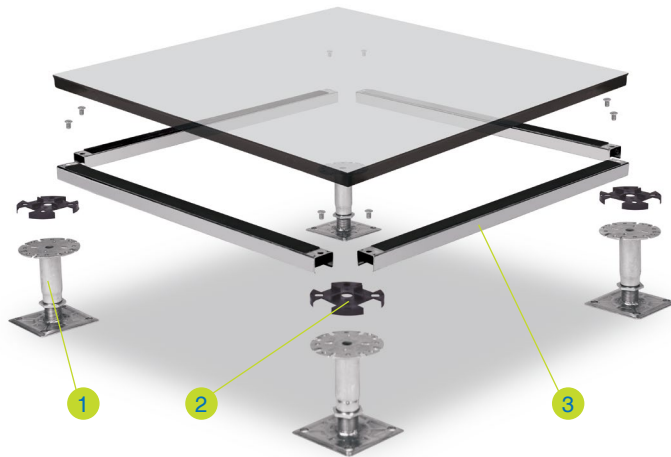


Panel Type	Panel Size	Core Material	Panel Construction	Panel Thickness (Nominal)	System Weight (Typical)
F 30	600mm square	Chipboard Core	Galvanized steel sheet top & bottom with edge banding	31.00 mm	33.00 Kg/m ²
F 38	600mm square	Chipboard Core	Galvanized steel sheet top & bottom with edge banding	39.00 mm	39.00 Kg/m ²

Technical Data Sheet

RhinoFLOR® Bare

System



1 Standard Pedestal

Electro-galvanized steel made pedestal is suitable for raised floors with a finished floor height from 100mm to 1800mm. Zinc whisker free is available for special order.
Material: Steel, Yellow Galvanized.


2 Head Gasket

Plastic conductive material with sound proofing and sealing functions, equipped with tabs for the positioning of panels.
Thickness: 2.0mm

3 Stringer

Steel tube performed stringer with plastic gasket on top provide best supports to the structural system with limited air leakage and outstanding acoustic performance.
Dimension: 537mm x 30mm x 20mm
Thickness: 0.8/1.0/1.2mm

Pedestal



1 Head Assembly

Head plate: Ø90mm x 3.0mm
Head tube: Ø32mm x 2.0mm

2 Adjusting Nut

M24 with vibration proofing locking device

3 Base Tube

Ø25mm x 2.5mm

4 Base Plate

□100mm x 2.5mm

Performance

- This rigid grid system is tested in accordance with PSA MOB PS/SPU specification
- Panel deflection at centre edge must not exceed 2.5mm
- Performance to a safety factor of 3 x static load
- Structural performance based upon a full Rhino access floors system i.e. panels & pedestals.



Panel Type	Panel Grade	Concentrated Load		Uniformly Distribution Load	Ultimate Load
		Point Load	Load Over		
		25mm x 25mm square	300mm x 300mm square		
F 30	Medium Duty	3.00 kN	4.50 kN	8.00 kN/m ²	9.00 kN
F 38	Heavy Duty	4.50 kN	5.56 kN	12.00 kN/m ²	13.50 kN

RHINO[®]

Strive for perfection!

Corporate Headquarters

111 S.K.V. Building, 4th Floor
Soi Sansabai, Klongton
Klongtoey, Bangkok 10110
Thailand

T/ (662) 661 2990

F/ (662) 661 2991

China Office

593, Tongjiang Road
Jintian Plaza 828-830
Changzhou 213022
Jiangsu, China

T/ (86) 519 8988 3171

F/ (86) 519 8988 3901

Hong Kong Office

Unit 908, 9/F, LT Tower
31 Chong Yip Street
Kwun Tong, Kowloon
Hong Kong

T/ (852) 2865 6816

F/ (852) 2865 6813

Production Unit

Hengshanqiao
Wujin District
Changzhou 213119
Jiangsu, China

T/ (86) 519 8860 7959

F/ (86) 519 8860 5659

www.RhinoAccessFloors.com